

KENNERLY

SEATING SOLUTIONS



Indiana
FURNITURE



Tufted High Back Swivel -
#132TB



Tufted High Back Guest -
#136TB



Tufted High Back Guest on
Casters - #138TB



High Back Swivel
- #132




High Back Swivel
- #136




High Back Guest on
Casters - #138

Wood Finishes



Designer White (WH)



White Nebbia (WNB)



Beigewood (BW)*



Sugar Maple (SM)



Oak Riftwood (ORW)*



Kirsche (KHE)



Fawn Oak (FO)*



River Cherry (RC)*



Mesa Sunset (MAS)*



Natural Marrone (NTM)*



Studio Teak (TK)



Pinnacle Walnut (PNW)



Harvest Maple (HVM)*



Golden Cherry (GC)



Legacy Walnut (LW)



Artisan Walnut (AW)



Shaker Cherry (SKC)



Select Cherry (SCH)



Williamsburg Cherry (WC)



Harvest Walnut (HW)



Dark Cherry (DC)



Mahogany Walnut (MW)



Henna Walnut (HNW)



Columbian Walnut (CO)



Sepia Walnut (SPW)*



Florence Walnut (FLW)*



Dark Forest Walnut (DFW)*



Espresso (EW/EF)



Portico Teak (PTK)*




Weathered Ash (WTA)*




Smoky Brown Pear (SBP)*




Asian Night (AS)



Midnight Run (MNR)



Metropolis Sky (MTS)



Black (BL)

Kennerly Swivel & Guest

Technical Specifications

Construction & Materials

- Frame:** Exposed wood components and chair frames are manufactured using European Beech and are free of spirits, discoloration, pits, shakes, and wormholes. Base caps are manufactured using select Maple. Joints are double doweled, screwed, and glued for maximum strength and durability. Non-marring glides included with each leg.
- Seat:** Swivel seats feature high quality sinuous springs with weight distribution rods and guest seats include high quality resilient sheet webbing. Both swivel and guest have 1½" thick high-grade polyurethane foam in the seat and back to ensure a comfortable seating application with corner blocking support.
- Finish:** Multi-step catalyzed varnish hand-finishing process is used on all exposed wood frames.

Features

- Handsome styling with elegant detailing makes Kennerly a mainstay for today's traditional environments.
- Swivel Base with pneumatic height adjustment, nail trim, tufted and pillow back models add detail and versatility to this collection
- Textiles are sewn with double stitch seams for classic detailing and long lasting quality.
- Kennerly swivel and guest units ship fully assembled.
- Wood bases and legs are available in 29 wood finish options to coordinate with our Casegoods, Reception and Table models.
- Find inspiration for upholstery options with our [Textile Program](#).

Certifications & Compliance

- Intertek Sustainability Certified for compliance with VOC emission concentrations
- BIFMA level® Certified for environmentally-preferable and socially-responsible office furniture
- BIFMA Compliant® Certified for meeting mechanical standards that focus on safety and durability
- TSCA Title VI (Formerly CARB) Compliance
- Contributes to LEED®, Green Globes®, and WELL® Sustainable Programs

Dimensions

High Back Swivel Models: 132TB, 132



Seat Width	21"	Seat Depth	18"	Seat Hgt	16-20"
Chair Width	27"	Chair Depth	26"	Chair Hgt	40-43"
Arm Height	27-30"	Ship Wgt	72lbs	Cubes	24.2

High Back Guest Models: 136TB, 136



Seat Width	20½"	Seat Depth	18"	Seat Hgt	18"
Chair Width	26½"	Chair Depth	27½"	Chair Hgt	41½"
Arm Height	28"	Ship Wgt	44lbs	Cubes	23.4

High Back Guest with Casters: 138TB, 138



Seat Width	20½"	Seat Depth	18"	Seat Hgt	18"
Chair Width	26½"	Chair Depth	27½"	Chair Hgt	41½"
Arm Height	28"	Ship Wgt	44lbs	Cubes	23.4