

40⁺
years
EST. 1983



CLEAR
DESIGN

BLADE™
Flexible Benching System



Shadow Elm Laminate | White Steel | Ventus Chair | Dry-Erase Frosted Glass Divider | Surface-Height End Panel | Mobile Box/Box/File Pedestal | Desktop Power Unit Plus

BLADE™ BENCHING

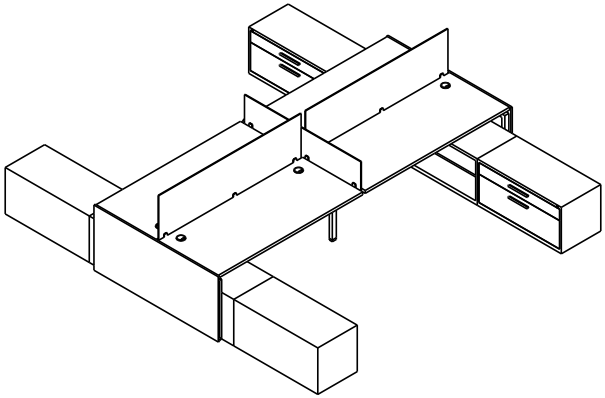
MAXIMIZE YOUR SPACE.

BLADE Benching is designed to create an environment that promotes effective communication. Engineered with the team in mind, this system features an expanding beam support with add-on capabilities.

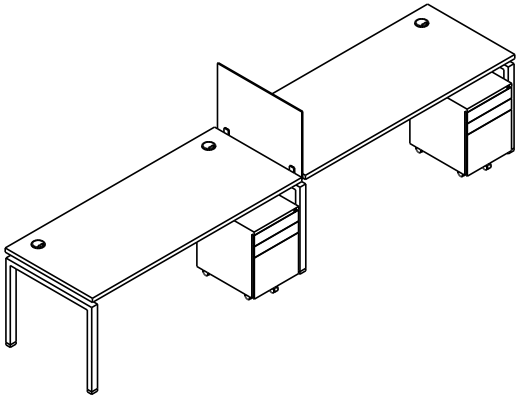
FEATURES

- Fully powered (below/above surface)
- Cost effective and space saving
- Maximum person-per-room ratio
- Modern, open-plan design
- Ample divider and storage options

TYPICAL EXAMPLES



Facing Benching Workstations
Pod of 4



Side-by-Side Benching Workstations
Pod of 2

5-Day Lead Time

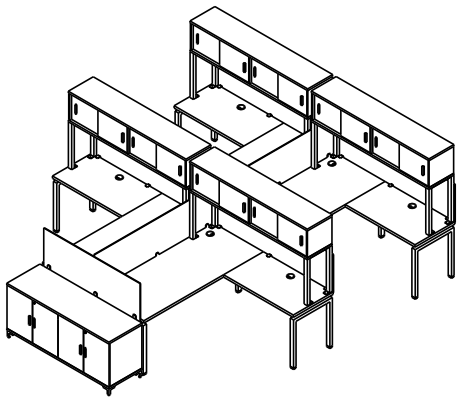


Sahara Ridge and Electric White Laminate | Silver Steel | Razor Chair | Dry-Erase Frosted Glass Divider |
Low Box/File Lateral | Low Open-Shelf Lateral

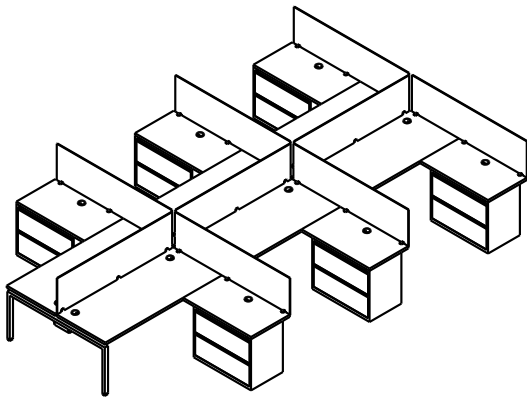
BLADE™ BENCHING

TYPICAL EXAMPLES

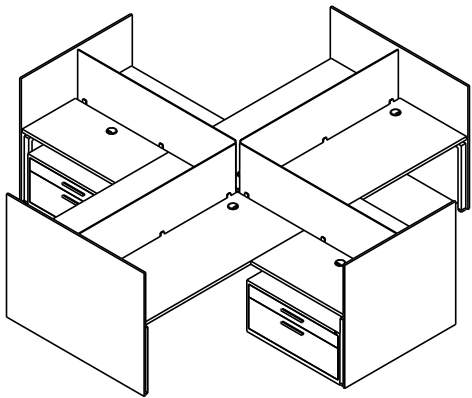
5-Day Lead Time



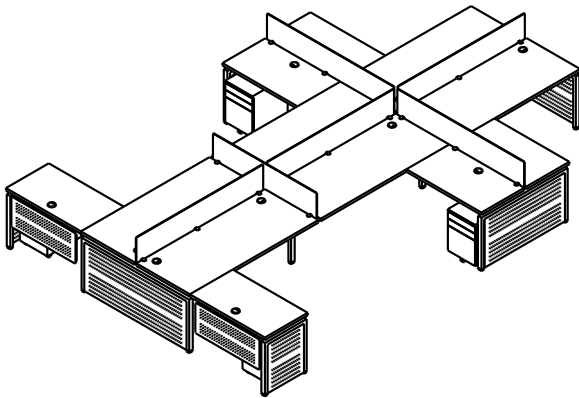
Facing Benching L-Shape Workstations
Pod of 4



Facing Benching L-Shape Workstations
Pod of 6



Facing Benching L-Shape Workstations
with Shared Legs, Pod of 4



Facing Benching L-Shape Workstations
with Shared Legs, Pod of 6



White Oak Laminate | Black Steel | Ventus Chair | Dry-Erase Frosted Glass Divider | Surface-Height End Panel | Surface-Mounted Box/File Slim Pedestal | Personal Storage Hook | Nexus Monitor Arm

BLADE™ 120 DEGREE

NON-LINEAR LINES OF SIGHT.

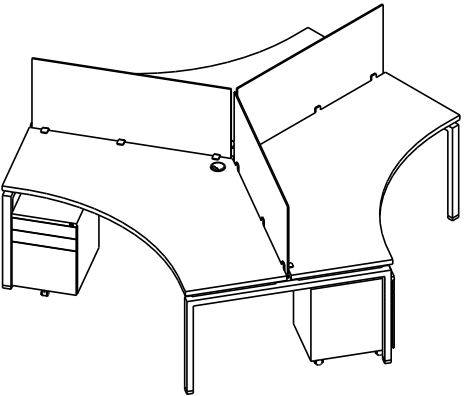
BLADE 120-Degree Workstations create non-linear lines of sight, meaning that no person is directly facing another. The contour of the surface allows users to easily reach all areas from their seats, making the space more usable.

FEATURES

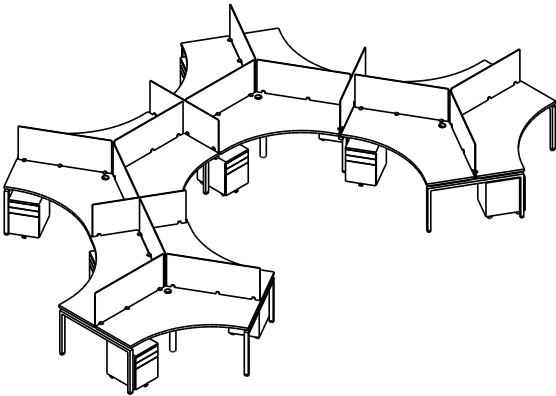
- Fully powered (below/above surface)
- Ergonomic design
- Modern, open-plan design
- Ample divider and storage options

TYPICAL EXAMPLES

5-Day Lead Time



120-Degree Workstations
Pod of 3



120-Degree Workstations
Pod of 12

SPECIFICATIONS

LEARN MORE ABOUT BLADE

1" Particle Board

FAST Surface Core

1.25" Particle Board

FX Surface Core

Thermo-Fused Melamine

FAST Surface Top & Underside Layers

High-Pressure Laminate

FX Surface Top Layer

Phenolic Backer

FX Surface Underside Layer

3 mm PVC

FAST Surface Edgeband

3 mm ABS

FX Surface Edgeband

FSC Mix

FAST & FX Surface Certification

FSC Recycled

FAST Surface Certification

FSC Controlled Wood

FAST & FX Surface Certification

TSCA Title VI

FAST Surface Certification

SCS Recycled Content

FX Surface Certification

GREENGUARD

FAST Surface Certification

GREENGUARD Gold

FX Surface Certification

95+% Recycled Steel

Frame Material

100%

Frame Recyclability

Powder Coating

Frame Paint

300 lbs

Frame Weight Capacity

12-Gauge Steel

Legs

9- & 10-Gauge Steel

Non-Structural Components

5-Day FAST Program

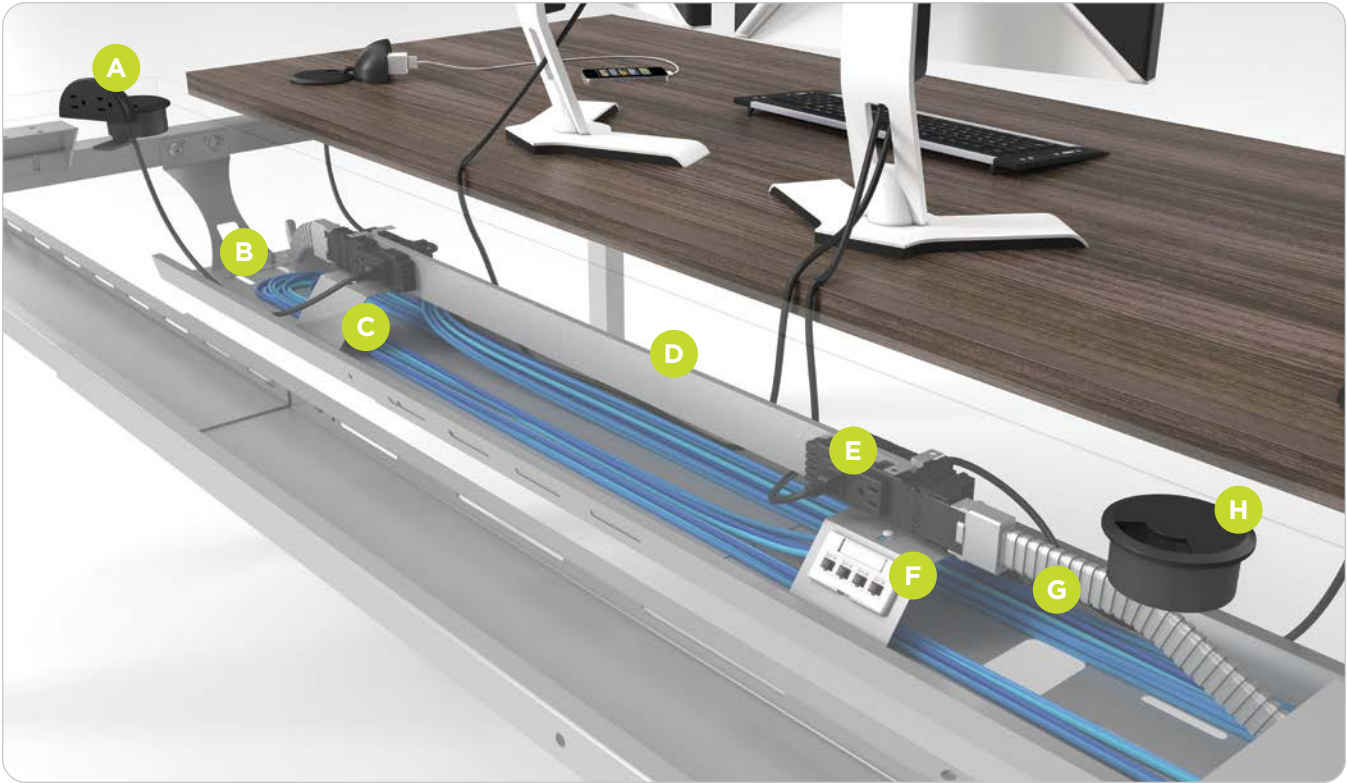
In-Stock Items

20-Day FX Program

Made-Upon-Order Items

INTEGRATED POWER SYSTEM

BLADE's industrial-grade 4-circuit electrical system is housed in the expandable cable tray, beneath the surface. These components provide power and data to the workstations, while managing a large number of cables.



- A Desktop Power Unit**
Brings 2 power outlets to the workstation's surface. Mounts to surface's edge or grommet.
- B Expandable Cable Tray**
Holds and organizes all electrical and data components. Mounts to legs or surface's underside.
- C Riser**
Lifts harness from tray, allowing wires to flow underneath. Also houses data faceplate.
- D Harness**
Holds 4-8 duplex receptacles (with 2 outlets each). Mounts to riser or surface's underside.
- E Duplex Receptacle**
Contains 2 outlets each. Dedicated duplexes available for sensor-activated applications.
- F Data Faceplate**
Provides 4 ports for snap-in voice and data connectors and adapters. Snaps into riser.
- G Jumper**
Connects 2 harnesses.
- H Grommet**
Helps organize desktop wires. Cap opening adjusts to 3 sizes. Snaps into surface's cutout.

FAST FINISHES

SHIPS IN 5 DAYS

LAMINATE



Shadow Elm



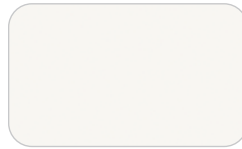
Sonic Maple



White Oak



Sahara Ridge



Electric White

STEEL



Black



Silver



White

FX PROGRAM: A vast selection of additional laminate finishes, shapes, and sizes are available on a 20-business-day lead time.

“I just completed another great install of Clear Design products. This is one of many I have done using their products. I always appreciate the support I receive in presenting a full package to my clients. I am happy to say I have complete confidence in this supplier.”

— TOMMY M.

Seating shown above is not included in the Clear Design product line

BLADE™ STANDING HEIGHT

Electric White Laminate | Silver Steel | Dry-Erase Frosted Glass Divider | Mobile Box/Box/File Pedestal | Midnight Black Pedestal Cushion | Desktop Power Unit

FX FINISHES

SHIPS IN 20 DAYS. HUNDREDS OF OPTIONS.

LAMINATE

Many additional finishes available from Formica and Wilsonart.



Asian Sand



Astro Strandz




Biltmore Cherry



Bleached Legno



Cafelle



Designer White



Empire Mahogany



Hard Rock Maple



Landmark Wood



Linen



NeoWalnut




Old Mill Oak



Skyline Walnut



Studio Teak



Vapor Strandz

FABRIC

Additional colors available from Mayer Fabrics' Forte collection.



Blue Ray



Cadet



Char



Flint



Grass



Grape



Hedge



Magenta



Peacock



Pimento



Port



Pumice



Rouge

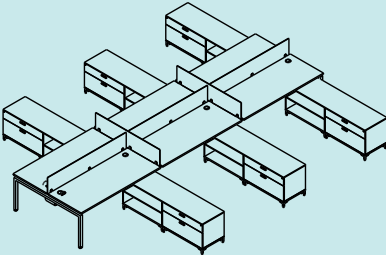


Slate

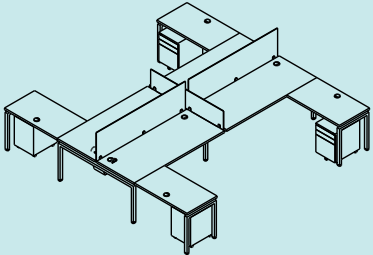


Sunray

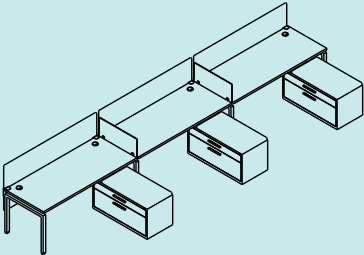
GET INSPIRED



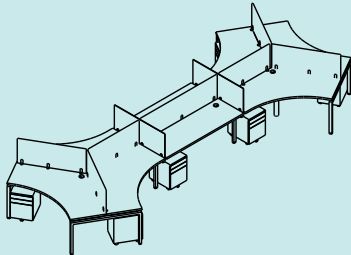
Facing Benching Workstations
Pod of 6



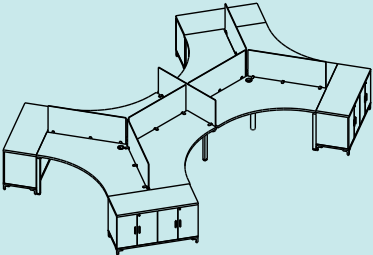
Facing Benching L-Shape Workstations
Pod of 4



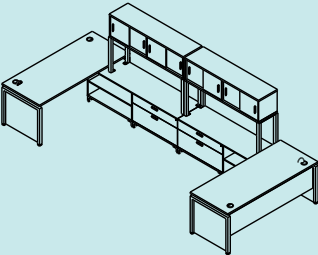
Side-by-Side Benching Workstations
Pod of 3



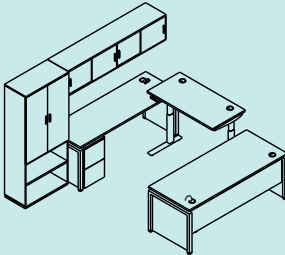
120 Degree Workstations
Pod of 8



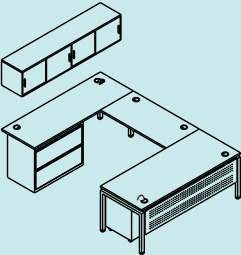
120 Degree Workstations
Pod of 6



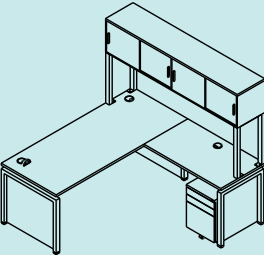
Stand-Alone Workstations
Pod of 2



U-Shape Workstation
With BOOST Height-Adjustable Surface



U-Shape Workstation



L-Shape Workstation