



TRI-WHEEL MOBILE LAMINATE WHITEBOARD/DIVIDER

AIS

DIVIDE, WRITE, AND CONQUER

The Tri-Wheel Laminate Whiteboard/Divider delivers both form and function in today's workstations. With writable surfaces on both sides, convenient shelves with bag hook this worksurface divider performs as hard as you do.

Easily integrate this versatile mobile whiteboard/divider into any workstation. Specify the height, width and finish to complement Divi or Matrix panels, Day-to-Day PowerBeam, Calibrate Community, or any AIS furniture solution.



Shown with Lexan Channel Screen option on Calibrate Community providing privacy and visual accessibility.



Choose the cut-out option to nest over a shared worksurface and divide two Matrix stations with a durable and writable surface.



Create mobile collaborative spaces combining Tri-Wheel Laminate Markerboards, Laptop Tables, and a variety of seating.



Combine Tri-Wheel Mobile Laminate Whiteboards with Extended PET Screens on Divi stations to enhance privacy, support wellness and support social distancing.

AIS

For additional images: <http://imagelibrary.ais-inc.com/>


Features & Options

- Specify height and width
- Specify laminate finish for end panel and trim
- Standard with corner shelf featuring lip edge
- Standard with coat hook under shelf
- Standard with handle for easy movement (Note: Lexan Channel Screen option does not have a handle)
- Choose the clear Lexan screen option to provide users access to daylight, visual accessibility, and a balance of privacy (Note: Lexan is not a writable surface)
- Optional coat hook can be specified to mount over the top trim
- Optional markerboard tray can be specified in any AIS paint finish
- Select the cut-out option when nesting over a worksurface is desired (offered in 24" and 30" depths)
- Standard with non-locking, black casters
- Clear Lexan thickness is 3/8" featuring 1/4" radius corners


Laminate Options

Select from a variety of finishes for the end panel and trim.


Note: Corner shelf can be specified in any AIS paint finish.



Absolute Acajou



Aimtoo Savatre




Black




Brazilwood



Chalk




Corporate Walnut



Dark Rum Cherry



Field Elm



Grand Cherry



Grey Elm



Landmark



Leave Likatre



Linen



Looks Likatre



Maritime Dune




Midwest Maple



Neo Walnut



Phantom Ecru



Phantom Pearl




Storm



Summer Drops



True White



Trytoo Savatre



White Chocolate

Availability of finishes and materials shown within this brochure may vary due to manufacturers' lifecycle management. Please check with AIS to confirm availability and pricing.

AIS

For additional images: <http://imagelibrary.ais-inc.com/>

800.434.7400 | 978.562.7500 | www.ais-inc.com | info@ais-inc.com | 10/2021 | TRIWPS